

Format of holding of specified securities

Annexure - I

- 1 **Name of Listed Entity : JAYSHREE CHEMICALS LIMITED**
- 2 Scrip Code/Name of Scrip/Class of Security :
- 3 Share Holding Pattern Filed under: Reg. 31(1) (b) : **Quarter Ended 31/12/2024**
- 4 Declaration:

	Particulars	Yes	No
1	Whether the Listed Entity has issued any partly paid up shares		NO
2	Whether the Listed Entity has issued any Convertible Securities or Warrants?		NO
3	Whether the Listed Entity has any shares against which depository receipt are issued?		NO
4	Whether the Listed Entity has any shares in locked-in?		NO
5	Whether any shares held by promoters are pledge or otherwise encumbered?		NO

- 5 The tabular format for disclosure of holding of specified securities is as follows:-

Table I - Summary Statement holding of specified securities




Category (I)	Category of shareholder (II)	Nos. of shareholders (III)	No. of fully paid-up equity shares held (IV)	No. of partly paid-up equity shares held (V)	No. of shares underlying Depository Receipt (VI)	Total nos. shares held (VII) = (IV)+(V)+(VI)	Shareholding as a % of total no. of shares (calculated as per SCRR, 1957) (VIII) As a % of (A+B+C2)	Number of Voting Rights held in each class of securities (IX)			No. of Shares Underlying convertible securities (including Warrants) (X)	Shareholding as a % assuming full conversion of convertible securities (as a percentage of diluted share capital) (XI)=(VII)+(X) as a % of (A+B+C)	Number of Locked in shares (XII)		Number of Shares pledged or otherwise encumbered (XIII)		Number of equity shares held in dematerialized form (XIV)	
								No. of Voting Rights					Total as a % of (A+B+C)	No. (a)	As a % of total Shares held (b)	No. (a)		As a % of total Shares held (b)
								Class eg: x	Class eg: y	Total								
(A)	Promoter & Promoter Group	16	13568183	0	0	13568183	46.266	13568183	0	13568183	46.266	0	0.000	0	0.000	13568183		
(B)	Public	10884	15758274	0	0	15758274	53.734	15758274	0	15758274	53.734	0	0.000	0	0.000	15703247		
(C)	Non Promoter - Non Public																	
(C1)	Shares underlying DRs																	
(C2)	Shares held by Employee Trusts																	
	TOTAL	10900	29326457	0		29326457	100.000	29326457	0	29326457	100.000	0	0.000	0	0.000	29271430		

Table II - Statement showing shareholding pattern of the Promoter and Promoter Group

	Category & Name of shareholders (i)	Entity type i.e. promoter OR promoter group entity (except promoter)	PAN (ii)	Nos. of shareholders (iii)	No. of fully paid-up equity shares held (iv)	No. of partly paid up equity shares held (v)	Nos. of shares underlying Depository Receipt (vi)	Total nos. shares held (vii) = (iv)+(v)+(vi)	Shareholding % calculated as per SCRR, 1957 As a % of (A+B+C2) (viii)	Number of Voting Rights held in each class of securities (ix)			No. of Shares Underlying Outstanding convertible securities (including Warrants) (x)	Shareholding as a % assuming full conversion of convertible securities (as a percentage of diluted share capital) (xi) = (vii)+(x) as a % of (A+B+C)	Number of Locked in shares (xii)		Number of Shares pledged or otherwise encumbered (xiii)		Number of equity shares held in dematerialized form (xiv)	
										No. of Voting Rights		Total as a % of Total Voting rights			No. (a)	As a % of total Shares held (b)	No. (a)	As a % of total Shares held (b)		
										Class x	Class y									Total
(1)	Indian			0	0	0	0	0	0.000	0	0	0	0.000	0	0.000	0	0.000	0		
(a)	Individuals/Hindu undivided Family			6	1683724	0	0	1683724	5.741	1683724	0	1683724	5.741	0	5.741	0	0.000	0	0.000	1683724
	BHARTI BANGUR	PROMOTER		0	48775	0	0	48775	0.166	48775	0	48775	0.166	0	0.166	0	0.000	0	0.000	48775
	SAURABH BANGUR	PROMOTER		0	155424	0	0	155424	0.530	155424	0	155424	0.530	0	0.530	0	0.000	0	0.000	155424
	SHASHI BANGUR	PROMOTER		0	500750	0	0	500750	1.708	500750	0	500750	1.708	0	1.708	0	0.000	0	0.000	500750
	SHREE KUMAR BANGUR	PROMOTER		0	437500	0	0	437500	1.492	437500	0	437500	1.492	0	1.492	0	0.000	0	0.000	437500
	SHRIVATSA BANGUR	PROMOTER		0	48775	0	0	48775	0.166	48775	0	48775	0.166	0	0.166	0	0.000	0	0.000	48775
	VIRENDRAA BANGUR	PROMOTER		0	492500	0	0	492500	1.679	492500	0	492500	1.679	0	1.679	0	0.000	0	0.000	492500
(b)	Central Government/State Government(s)			0	0	0	0	0	0.000	0	0	0	0.000	0	0.000	0	0.000	0	0.000	0
(c)	Financial Institutions/Banks			0	0	0	0	0	0.000	0	0	0	0.000	0	0.000	0	0.000	0	0.000	0
(d)	Any Other			0	0	0	0	0	0.000	0	0	0	0.000	0	0.000	0	0.000	0	0.000	0
	Bodies Corporate			10	11884459	0	0	11884459	40.525	11884459	0	11884459	40.525	0	40.525	0	0.000	0	0.000	11884459
	AKHIVI TEA PLANTATIONS AND AGRO INDUSTRI	PROMOTER GROUP		0	57237	0	0	57237	0.195	57237	0	57237	0.195	0	0.195	0	0.000	0	0.000	57237
	GOLD MOHORE INVESTMENT COMPANY LIMITED	PROMOTER GROUP		0	804285	0	0	804285	2.743	804285	0	804285	2.743	0	2.743	0	0.000	0	0.000	804285
	KILKOTAGIRI AND THIRUMBADI PLANTATIONS L	PROMOTER GROUP		0	1837000	0	0	1837000	6.264	1837000	0	1837000	6.264	0	6.264	0	0.000	0	0.000	1837000
	ORBIT UDYOG PVT LTD	PROMOTER GROUP		0	934760	0	0	934760	3.187	934760	0	934760	3.187	0	3.187	0	0.000	0	0.000	934760
	SHREE SATYANARAYAN INVESTMENTS COMPANY L	PROMOTER GROUP		0	2211248	0	0	2211248	7.540	2211248	0	2211248	7.540	0	7.540	0	0.000	0	0.000	2211248
	THE DIAMOND COMPANY LIMITED	PROMOTER GROUP		0	816893	0	0	816893	2.786	816893	0	816893	2.786	0	2.786	0	0.000	0	0.000	816893
	THE INDRA COMPANY LIMITED	PROMOTER GROUP		0	282291	0	0	282291	0.963	282291	0	282291	0.963	0	0.963	0	0.000	0	0.000	282291
	UNION COMPANY LIMITED	PROMOTER GROUP		0	1256388	0	0	1256388	4.284	1256388	0	1256388	4.284	0	4.284	0	0.000	0	0.000	1256388
	VEER ENTERPRISES LIMITED	PROMOTER GROUP		0	3141958	0	0	3141958	10.714	3141958	0	3141958	10.714	0	10.714	0	0.000	0	0.000	3141958
	WEST COAST PAPER MILLS LIMITED	PROMOTER GROUP		0	542399	0	0	542399	1.850	542399	0	542399	1.850	0	1.850	0	0.000	0	0.000	542399
	Trusts			0	0	0	0	0	0.000	0	0	0	0.000	0	0.000	0	0.000	0	0.000	0
	Clearing Members			0	0	0	0	0	0.000	0	0	0	0.000	0	0.000	0	0.000	0	0.000	0
	Sub-Total (A)(1)			16	13568183	0	0	13568183	46.266	13568183	0	13568183	46.266	0	46.266	0	0.000	0	0.000	13568183
(2)	Foreign			0	0	0	0	0	0.000	0	0	0	0.000	0	0.000	0	0.000	0	0.000	0
(a)	Individuals (Non-Resident Individuals/Foreign Individuals)			0	0	0	0	0	0.000	0	0	0	0.000	0	0.000	0	0.000	0	0.000	0
(b)	Government			0	0	0	0	0	0.000	0	0	0	0.000	0	0.000	0	0.000	0	0.000	0
(c)	Institutions			0	0	0	0	0	0.000	0	0	0	0.000	0	0.000	0	0.000	0	0.000	0
(d)	Foreign Portfolio Investor			0	0	0	0	0	0.000	0	0	0	0.000	0	0.000	0	0.000	0	0.000	0
(e)	Any Other			0	0	0	0	0	0.000	0	0	0	0.000	0	0.000	0	0.000	0	0.000	0
	OCBs			0	0	0	0	0	0.000	0	0	0	0.000	0	0.000	0	0.000	0	0.000	0
	QFI - Individual			0	0	0	0	0	0.000	0	0	0	0.000	0	0.000	0	0.000	0	0.000	0
	QFI - Corporate			0	0	0	0	0	0.000	0	0	0	0.000	0	0.000	0	0.000	0	0.000	0
	Sub-Total (A)(2)			0	0	0	0	0	0.000	0	0	0	0.000	0	0.000	0	0.000	0	0.000	0
	Total Shareholding of Promoter and Promoter Group (A)=(A)(1)+(A)(2)			16	13568183	0	0	13568183	46.266	13568183	0	13568183	46.266	0	46.266	0	0.000	0	0.000	13568183

Table III - Statement showing shareholding pattern of the Public shareholder

	Category & Name of shareholders (I)	PAN (II)	Nos. of shareholders (III)	No. of fully paid-up equity shares held (IV)	No. of partly paid-up equity shares held (V)	Nos. of shares underlying Depository Receipt (VI)	Total nos. shares held (VII) = (IV)+(V)+(VI)	Shareholding % calculated as per SCRR, 1957 As a % of (A+B+C2) (VIII)	Number of Voting Rights held in each class of securities (IX)			No. of Shares Underlying Outstanding convertible securities (Including Warrants) (X)	Shareholding as a % assuming full conversion of convertible securities (as a percentage of diluted share capital) (XI)= (VII)+(X) as a % of (A+B+C)	Number of Locked in shares (XII)		Number of Shares pledged or otherwise encumbered (XIII)		Number of equity shares held in dematerialized form (XIV)	Sub-categorization of shares (XV)			
									No. of Voting Rights					Total as a % of Total Voting rights	No. (a)	As a % of total Shares held (b)	No. (a)		As a % of total Shares held (b)	Shareholding (No. of shares) under		
									Class x	Class y	Total									Sub-category (i)	Sub-category (ii)	Sub-category (iii)
(1)	Institutions (Domestic)		0	0	0	0	0	0.000	0	0	0	0.000	0	0.000	0	0.000	0	0				
(a)	Mutual Funds		1	200	0	0	200	0.001	200	0	200	0.001	0	0.001	0	0.000	0	0.000	0			
(b)	Venture Capital Funds		0	0	0	0	0	0.000	0	0	0	0.000	0	0.000	0	0.000	0	0.000	0			
(c)	Alternate Investment Funds		0	0	0	0	0	0.000	0	0	0	0.000	0	0.000	0	0.000	0	0.000	0			
(d)	Financial Institutions/Banks		0	0	0	0	0	0.000	0	0	0	0.000	0	0.000	0	0.000	0	0.000	0			
	Financial Institutions		2	4215	0	0	4215	0.014	4215	0	4215	0.014	0	0.014	0	0.000	0	0.000	0			
	Banks		0	0	0	0	0	0.000	0	0	0	0.000	0	0.000	0	0.000	0	0.000	0			
(e)	Insurance Companies		2	800	0	0	800	0.003	800	0	800	0.003	0	0.003	0	0.000	0	0.000	0			
(f)	Provident Funds/Pension Funds		0	0	0	0	0	0.000	0	0	0	0.000	0	0.000	0	0.000	0	0.000	0			
(g)	Asset Reconstruction Companies		0	0	0	0	0	0.000	0	0	0	0.000	0	0.000	0	0.000	0	0.000	0			
(h)	Sovereign Wealth Funds		0	0	0	0	0	0.000	0	0	0	0.000	0	0.000	0	0.000	0	0.000	0			
(i)	NBFCs registered with RBI		0	0	0	0	0	0.000	0	0	0	0.000	0	0.000	0	0.000	0	0.000	0			
(j)	Other Financial Institutions		0	0	0	0	0	0.000	0	0	0	0.000	0	0.000	0	0.000	0	0.000	0			
(k)	Any Other		0	0	0	0	0	0.000	0	0	0	0.000	0	0.000	0	0.000	0	0.000	0			
	Sub-Total (B)(1)		5	5215	0	0	5215	0.018	5215	0	5215	0.018	0	0.018	0	0.000	0	0.000	0			
(2)	Institutions (Foreign)		0	0	0	0	0	0.000	0	0	0	0.000	0	0.000	0	0.000	0	0.000	0			
(a)	Foreign Direct Investment		0	0	0	0	0	0.000	0	0	0	0.000	0	0.000	0	0.000	0	0.000	0			
(b)	Foreign Venture Capital Investors		0	0	0	0	0	0.000	0	0	0	0.000	0	0.000	0	0.000	0	0.000	0			
(c)	Sovereign Wealth Funds		0	0	0	0	0	0.000	0	0	0	0.000	0	0.000	0	0.000	0	0.000	0			
(d)	Foreign Portfolio Investors		0	0	0	0	0	0.000	0	0	0	0.000	0	0.000	0	0.000	0	0.000	0			
	Category I		0	0	0	0	0	0.000	0	0	0	0.000	0	0.000	0	0.000	0	0.000	0			
	Category II		0	0	0	0	0	0.000	0	0	0	0.000	0	0.000	0	0.000	0	0.000	0			
(e)	Overseas Depositors (holding DRs)(balancing figure)		0	0	0	0	0	0.000	0	0	0	0.000	0	0.000	0	0.000	0	0.000	0			
(f)	Any Other		0	0	0	0	0	0.000	0	0	0	0.000	0	0.000	0	0.000	0	0.000	0			
	QFI Corporate		0	0	0	0	0	0.000	0	0	0	0.000	0	0.000	0	0.000	0	0.000	0			
	FPI - CORPORATE - CAT-III		0	0	0	0	0	0.000	0	0	0	0.000	0	0.000	0	0.000	0	0.000	0			
	Sub-Total (B)(2)		0	0	0	0	0	0.000	0	0	0	0.000	0	0.000	0	0.000	0	0.000	0			

(3)	Central Government/State Government(s)		0	0	0	0	0	0.000	0	0	0	0.000	0	0.000	0	0.000	0	0.000	0				
(a)	Central Government/President of India		0	0	0	0	0	0.000	0	0	0	0.000	0	0.000	0	0.000	0	0.000	0				
(b)	State Government/Governor		1	203036	0	0	203036	0.692	203036	0	203036	0.692	0	0.692	0	0.000	0	0.000	203036				
(c)	Shareholding by Companies or Bodies Corporate where Central/State Government is a Promoter		0	0	0	0	0	0.000	0	0	0	0.000	0	0.000	0	0.000	0	0.000	0				
	Sub-Total (B)(3)		1	203036	0	0	203036	0.692	203036	0	203036	0.692	0	0.692	0	0.000	0	0.000	203036				
(4)	Non-Institutions		0	0	0	0	0	0.000	0	0	0	0.000	0	0.000	0	0.000	0	0.000	0				
(a)	Associate Companies/Subsidiaries		0	0	0	0	0	0.000	0	0	0	0.000	0	0.000	0	0.000	0	0.000	0				
(b)	Directors and their relatives		0	0	0	0	0	0.000	0	0	0	0.000	0	0.000	0	0.000	0	0.000	0				
(c)	Key Managerial Personnel		0	0	0	0	0	0.000	0	0	0	0.000	0	0.000	0	0.000	0	0.000	0				
(d)	Relatives of Promoters (other than Immediate Relatives of Promoters disclosed under Promoter & Promoter Group)		0	0	0	0	0	0.000	0	0	0	0.000	0	0.000	0	0.000	0	0.000	0				
(e)	Trusts where any person belonging to Promoter & Promoter Group Category is Trustee, beneficiary or author of the trust		0	0	0	0	0	0.000	0	0	0	0.000	0	0.000	0	0.000	0	0.000	0				
(f)	IEPF Authority		2	38160	0	0	38160	0.130	38160	0	38160	0.130	0	0.130	0	0.000	0	0.000	38160				
(g)	Resident Individual shareholders holding nominal share capital up to Rs.2 Lakhs.		10685	8224064	0	0	8224064	28.043	8224064	0	8224064	28.043	0	28.043	0	0.000	0	0.000	8175452				
(h)	Resident Individual shareholders holding nominal share capital in excess of Rs.2 Lakhs.		84	6427040	0	0	6427040	21.916	6427040	0	6427040	21.916	0	21.916	0	0.000	0	0.000	6427040				
	JAGDISH AMRITLAL SHAH		0	424505	0	0	424505	1.448	424505	0	424505	1.448	0	1.448	0	0.000	0	0.000	424505				
	MANJU GAGGAR		0	300000	0	0	300000	1.023	300000	0	300000	1.023	0	1.023	0	0.000	0	0.000	300000				
	SHAUNAK JAGDISH SHAH		0	887771	0	0	887771	3.027	887771	0	887771	3.027	0	3.027	0	0.000	0	0.000	887771				

	SUMAN CHEPURI		0	308495	0	0	308495	1.052	308495	0	308495	1.052	0	1.052	0	0.000	0	0.000	308495			
(i)	NRI		0	0	0	0	0	0.000	0	0	0	0.000	0	0.000	0	0.000	0	0.000	0			
	Repatriable		33	404327	0	0	404327	1.379	404327	0	404327	1.379	0	1.379	0	0.000	0	0.000	404327			
	Non-Repatriable		25	134621	0	0	134621	0.459	134621	0	134621	0.459	0	0.459	0	0.000	0	0.000	134521			
(j)	Foreign Nationals		0	0	0	0	0	0.000	0	0	0	0.000	0	0.000	0	0.000	0	0.000	0			
(k)	Foreign Companies		0	0	0	0	0	0.000	0	0	0	0.000	0	0.000	0	0.000	0	0.000	0			
(l)	Bodies Corporate		48	318961	0	0	318961	1.088	318961	0	318961	1.088	0	1.088	0	0.000	0	0.000	317861			
(m)	Any Other		0	0	0	0	0	0.000	0	0	0	0.000	0	0.000	0	0.000	0	0.000	0			
	QFI - Individual		0	0	0	0	0	0.000	0	0	0	0.000	0	0.000	0	0.000	0	0.000	0			
	OCBs		0	0	0	0	0	0.000	0	0	0	0.000	0	0.000	0	0.000	0	0.000	0			
	Clearing Memebers		1	2850	0	0	2850	0.010	2850	0	2850	0.010	0	0.010	0	0.000	0	0.000	2850			
	Trusts		0	0	0	0	0	0.000	0	0	0	0.000	0	0.000	0	0.000	0	0.000	0			
	FPI - INDIVIDUAL - CAT-III		0	0	0	0	0	0.000	0	0	0	0.000	0	0.000	0	0.000	0	0.000	0			
	Unclaimed Shares A/c		0	0	0	0	0	0.000	0	0	0	0.000	0	0.000	0	0.000	0	0.000	0			
	Unclaimed Demat Escrow A/c		0	0	0	0	0	0.000	0	0	0	0.000	0	0.000	0	0.000	0	0.000	0			
	FPI - INDIVIDUAL - CAT-II		0	0	0	0	0	0.000	0	0	0	0.000	0	0.000	0	0.000	0	0.000	0			
	Sub-Total (B)(4)		10878	15550023	0	0	15550023	53.024	15550023	0	15550023	53.024	0	53.024	0	0.000	0	0.000	15500211			
	Total Public Shareholding (B)=(B)(1)+(B)(2)+(B)(3)+(B)(4)		10884	15758274	0	0	15758274	53.734	15758274	0	15758274	53.734	0	53.734	0	0.000	0	0.000	15703247			

